

2017 – 2018
First Financial
Integrity Rating



User: Ryan Kahlden
 User Role: District

RATING YEAR DISTRICT NUMBER



Financial Integrity Rating System of Texas

2018-2019 RATINGS BASED ON SCHOOL YEAR 2017-2018 DATA - DISTRICT STATUS DETAIL

Name: WAXAHACHIE ISD(070912)	Publication Level 1: 8/7/2019 3:33:27 PM
Status: Passed	Publication Level 2: 8/8/2019 2:06:12 PM
Rating: A = Superior	Last Updated: 8/8/2019 2:06:12 PM
District Score: 96	Passing Score: 60

#	Indicator Description	Updated	Score
1	<u>Was the complete annual financial report (AFR) and data submitted to the TEA within 30 days of the November 27 or January 28 deadline depending on the school district's fiscal year end date of June 30 or August 31, respectively?</u>	8/5/2019 11:12:52 PM	Yes
2	Review the AFR for an unmodified opinion and material weaknesses. The school district must pass 2.A to pass this indicator. The school district fails indicator number 2 if it responds "No" to indicator 2.A, or to both indicators 2.A and 2.B.		
2.A	<u>Was there an unmodified opinion in the AFR on the financial statements as a whole? (The American Institute of Certified Public Accountants (AICPA) defines unmodified opinion. The external independent auditor determines if there was an unmodified opinion.)</u>	8/5/2019 11:12:52 PM	Yes
2.B	<u>Did the external independent auditor report that the AFR was free of any instance(s) of material weaknesses in internal controls over financial reporting and compliance for local, state, or federal funds? (The AICPA defines material weakness.)</u>	8/5/2019 11:12:52 PM	Yes
3	<u>Was the school district in compliance with the payment terms of all debt agreements at fiscal year end? (If the school district was in default in a prior fiscal year, an exemption applies in following years if the school district is current on its forbearance or payment plan with the lender and the payments are made on schedule for the fiscal year being rated. Also exempted are technical defaults that are not related to monetary defaults. A technical default is a failure to uphold the terms of a debt covenant, contract, or master promissory note even though payments to the lender, trust, or sinking fund are current. A debt agreement is a legal agreement between a debtor (= person, company, etc. that owes money) and their creditors, which includes a plan for paying back the debt.)</u>	8/5/2019 11:12:52 PM	Yes
4	<u>Did the school district make timely payments to the Teachers Retirement System (TRS), Texas Workforce Commission (TWC), Internal Revenue Service (IRS), and other government agencies?</u>	8/5/2019 11:12:53 PM	Yes
5	This indicator is not being scored.		
			1 Multiplier Sum

6	<u>Was the number of days of cash on hand and current investments in the general fund for the school district sufficient to cover operating expenditures (excluding facilities acquisition and construction)? (See ranges below.)</u>	8/5/2019 11:12:53 PM	10
7	<u>Was the measure of current assets to current liabilities ratio for the school district sufficient to cover short-term debt? (See ranges below.)</u>	8/5/2019 11:12:53 PM	6
8	<u>Was the ratio of long-term liabilities to total assets for the school district sufficient to support long-term solvency? (If the school district's change of students in membership over 5 years was 7 percent or more, then the school district passes this indicator.) (See ranges below.)</u>	8/5/2019 11:12:54 PM	10
9	<u>Did the school district's general fund revenues equal or exceed expenditures (excluding facilities acquisition and construction)? If not, was the school district's number of days of cash on hand greater than or equal to 60 days?</u>	8/5/2019 11:12:54 PM	10
10	<u>Was the debt service coverage ratio sufficient to meet the required debt service? (See ranges below.)</u>	8/5/2019 11:12:55 PM	10
11	<u>Was the school district's administrative cost ratio equal to or less than the threshold ratio? (See ranges below.)</u>	8/5/2019 11:12:56 PM	10
12	<u>Did the school district not have a 15 percent decline in the students to staff ratio over 3 years (total enrollment to total staff)? (If the student enrollment did not decrease, the school district will automatically pass this indicator.)</u>	8/5/2019 11:12:57 PM	10
13	<u>Did the comparison of Public Education Information Management System (PEIMS) data to like information in the school district's AFR result in a total variance of less than 3 percent of all expenditures by function?</u>	8/5/2019 11:12:57 PM	10
14	<u>Did the external independent auditor indicate the AFR was free of any instance(s) of material noncompliance for grants, contracts, and laws related to local, state, or federal funds? (The AICPA defines material noncompliance.)</u>	8/5/2019 11:12:58 PM	10
15	<u>Did the school district not receive an adjusted repayment schedule for more than one fiscal year for an over allocation of Foundation School Program (FSP) funds as a result of a financial hardship?</u>	8/5/2019 11:12:58 PM	10
			96 Weighted Sum
			1 Multiplier Sum
			96 Score

DETERMINATION OF RATING

A.	Did the district answer 'No' to Indicators 1, 3, 4, or 2.A? If so, the school district's rating is F for Substandard Achievement regardless of points earned.				
B.	Determine the rating by the applicable number of points. (Indicators 6-15)				
	<table border="1"> <tr> <td>A = Superior</td> <td>90-100</td> </tr> <tr> <td>B = Above Standard</td> <td>80-89</td> </tr> </table>	A = Superior	90-100	B = Above Standard	80-89
A = Superior	90-100				
B = Above Standard	80-89				

C = Meets Standard	60-79
F = Substandard Achievement	<60

No Rating = A school district receiving territory that annexes with a school district ordered by the commissioner under TEC 13.054, or consolidation under Subchapter H, Chapter 41. No rating will be issued for the school district receiving territory until the third year after the annexation/consolidation.

Home Page: [Financial Accountability](#) | Send comments or suggestions to FinancialAccountability@tea.texas.gov

THE **TEXAS EDUCATION AGENCY**

1701 NORTH CONGRESS AVENUE · AUSTIN, TEXAS, 78701 · (512) 463-9734

FIRST 5.7.1.0

User: Ryan Kahlden
 User Role: District

DISTRICT NUMBER

district #

Select An Option

Help

Home

Log Out





Financial Integrity Rating System of Texas

2018-2019 RATINGS BASED ON 2017-2018 SCHOOL YEAR DATA INDICATOR TEST 1

Name:	WAXAHACHIE ISD (070912)
Indicator:	Was the complete annual financial report (AFR) and data submitted to the TEA within 30 days of the November 27 or January 28 deadline depending on the school district's fiscal year end date of June 30 or August 31, respectively?
Status	Passed
Last Updated:	8/5/2019 11:12:52 PM

FORMULA

Field	Value
Date Received	2018/12/18 
<= Due Date (Fiscal Year End + Deadline in Days After Fiscal Year End)	2019/02/28 

RESULT DETERMINATION REFERENCE

This indicator will be considered PASSED if the audit report was on time or filed within 30 days of the deadline.

Home Page: [Financial Accountability](#) | Send comments or suggestions to FinancialAccountability@tea.texas.gov

THE **TEXAS EDUCATION AGENCY**
 1701 NORTH CONGRESS AVENUE • AUSTIN, TEXAS, 78701 • (512) 463-9734

FIRST 5.7.1.0

User: Ryan Kahlden
User Role: District

DISTRICT NUMBER

district #

Select An Option

Help

Home

Log Out



Financial Integrity Rating System of Texas

2018-2019 RATINGS BASED ON 2017-2018 SCHOOL YEAR DATA INDICATOR TEST 2.A

Name:	WAXAHACHIE ISD (070912)
Indicator:	Was there an unmodified opinion in the AFR on the financial statements as a whole? (The American Institute of Certified Public Accountants (AICPA) defines unmodified opinion. The external independent auditor determines if there was an unmodified opinion.)
Status	Passed
Last Updated:	8/5/2019 11:12:52 PM

FORMULA

Field	Value
Unmodified Opinion	true

RESULT DETERMINATION REFERENCE

This indicator will be considered PASSED if the district received an unmodified opinion in the AFR.

Home Page: [Financial Accountability](#) | Send comments or suggestions to FinancialAccountability@tea.texas.gov

THE **TEXAS EDUCATION AGENCY**
1701 NORTH CONGRESS AVENUE • AUSTIN, TEXAS, 78701 • (512) 463-9734

FIRST 5.7.1.0

User: Ryan Kahlden
User Role: District

DISTRICT NUMBER

district #

Select An Option

Help

Home

Log Out



Financial Integrity Rating System of Texas

2018-2019 RATINGS BASED ON 2017-2018 SCHOOL YEAR DATA INDICATOR TEST 2.B

Name:	WAXAHACHIE ISD (070912)
Indicator:	Did the external independent auditor report that the AFR was free of any instance(s) of material weaknesses in internal controls over financial reporting and compliance for local, state, or federal funds? (The AICPA defines material weakness.)
Status	Passed
Last Updated:	8/5/2019 11:12:52 PM

FORMULA

Field	Value
Not Weak Internal Controls	false

RESULT DETERMINATION REFERENCE

This indicator will be considered PASSED if the external auditor reported no material weaknesses in the audit report.

Home Page: [Financial Accountability](#) | Send comments or suggestions to FinancialAccountability@tea.texas.gov

THE **TEXAS EDUCATION AGENCY**
1701 NORTH CONGRESS AVENUE • AUSTIN, TEXAS, 78701 • (512) 463-9734

FIRST 5.7.1.0

User: Ryan Kahlden
 User Role: District

DISTRICT NUMBER



Financial Integrity Rating System of Texas

2018-2019 RATINGS BASED ON 2017-2018 SCHOOL YEAR DATA INDICATOR TEST 3

Name:	WAXAHACHIE ISD (070912)
Indicator:	Was the school district in compliance with the payment terms of all debt agreements at fiscal year end? (If the school district was in default in a prior fiscal year, an exemption applies in following years if the school district is current on its forbearance or payment plan with the lender and the payments are made on schedule for the fiscal year being rated. Also exempted are technical defaults that are not related to monetary defaults. A technical default is a failure to uphold the terms of a debt covenant, contract, or master promissory note even though payments to the lender, trust, or sinking fund are current. A debt agreement is a legal agreement between a debtor (= person, company, etc. that owes money) and their creditors, which includes a plan for paying back the debt.)
Status	Passed
Last Updated:	8/5/2019 11:12:52 PM

FORMULA

Field	Value
Not Default Disclosures	false

RESULT DETERMINATION REFERENCE

This indicator will be considered PASSED if there were no disclosures in the annual financial report and/or other sources of information concerning default on debt agreements.

Home Page: [Financial Accountability](#) | Send comments or suggestions to FinancialAccountability@tea.texas.gov

THE **TEXAS EDUCATION AGENCY**
 1701 NORTH CONGRESS AVENUE • AUSTIN, TEXAS, 78701 • (512) 463-9734

FIRST 5.7.1.0

User: Ryan Kahlden
User Role: District

DISTRICT NUMBER

district #

Select An Option

Help

Home

Log Out




Financial Integrity Rating System of Texas

2018-2019 RATINGS BASED ON 2017-2018 SCHOOL YEAR DATA INDICATOR TEST 4

Name:	WAXAHACHIE ISD (070912)
Indicator:	Did the school district make timely payments to the Teachers Retirement System (TRS), Texas Workforce Commission (TWC), Internal Revenue Service (IRS), and other government agencies?
Status	Passed
Last Updated:	8/5/2019 11:12:53 PM

FORMULA

Field	Value
Timely Payments to Government Agencies	true 

RESULT DETERMINATION REFERENCE

This indicator will be considered PASSED if the district made timely payments to the TRS, TWC, IRS, and other government agencies.

Home Page: [Financial Accountability](#) | Send comments or suggestions to FinancialAccountability@tea.texas.gov

THE **TEXAS EDUCATION AGENCY**
1701 NORTH CONGRESS AVENUE · AUSTIN, TEXAS, 78701 · (512) 463-9734

FIRST 5.7.1.0

User: Ryan Kahlden
User Role: District

DISTRICT NUMBER

district #

Select An Option

Help

Home

Log Out



Financial Integrity Rating System of Texas

2018-2019 RATINGS BASED ON 2017-2018 SCHOOL YEAR DATA INDICATOR TEST 6

Name:	WAXAHACHIE ISD (070912)
Indicator:	Was the number of days of cash on hand and current investments in the general fund for the school district sufficient to cover operating expenditures (excluding facilities acquisition and construction)? (See ranges below.)
Result/Points	10
Last Updated:	8/5/2019 11:12:53 PM

FORMULA

Field	Value
(
(
Cash and Equivalents	28,093,657
+ Current Investments	0
)	
/	
(
Total Expenditures	78,629,129
- Facilities Acquisition and Construction	2,525,154
)	
)	
* 365	
Mathematical Breakdown: 134.7391	

RESULT DETERMINATION REFERENCE

DETERMINATION OF POINTS					
10	8	6	4	2	0
>=90	<90 >=75	<74 >=60	<60 >=45	<45 >=30	<30

Home Page: [Financial Accountability](#) | Send comments or suggestions to FinancialAccountability@tea.texas.gov

THE **TEXAS EDUCATION AGENCY**

1701 NORTH CONGRESS AVENUE • AUSTIN, TEXAS, 78701 • (512) 463-9734

FIRST 5.7.1.0

User: Ryan Kahlden
 User Role: District

DISTRICT NUMBER



Financial Integrity Rating System of Texas

2018-2019 RATINGS BASED ON 2017-2018 SCHOOL YEAR DATA INDICATOR TEST 7

Name:	WAXAHACHIE ISD (070912)
Indicator:	Was the measure of current assets to current liabilities ratio for the school district sufficient to cover short-term debt? (See ranges below.)
Result/Points	6
Last Updated:	8/5/2019 11:12:53 PM

FORMULA

Field	Value	
Current Assets	44,932,044	②
/ Current Liabilities	18,227,986	②
Mathematical Breakdown: 2.465		

RESULT DETERMINATION REFERENCE

DETERMINATION OF POINTS					
10	8	6	4	2	0
>=3.00	<3.00 >=2.50	<2.50 >=2.00	<2.00 >=1.50	<1.50 >=1.00	<1.00

Home Page: [Financial Accountability](#) | Send comments or suggestions to FinancialAccountability@tea.texas.gov

THE TEXAS EDUCATION AGENCY
 1701 NORTH CONGRESS AVENUE • AUSTIN, TEXAS, 78701 • (512) 463-9734

FIRST 5.7.1.0

User: Ryan Kahlden
User Role: District

DISTRICT NUMBER



Financial Integrity Rating System of Texas

2018-2019 RATINGS BASED ON 2017-2018 SCHOOL YEAR DATA INDICATOR TEST 8

Name:	WAXAHACHIE ISD (070912)
Indicator:	Was the ratio of long-term liabilities to total assets for the school district sufficient to support long-term solvency? (If the school district's change of students in membership over 5 years was 7 percent or more, then the school district passes this indicator.) (See ranges below.)
Result/Points	10
Last Updated:	8/5/2019 11:12:54 PM

FORMULA

Field	Value	
(
Long Term Liabilities	257,184,778	
/		
Total Assets	301,175,225	
<= 1		
)		
Or		
(
(
2018 Total Students	8,502	
- 2014 Total Students	7,795	
)		
/		
2014 Total Students	7,795	
>= Threshold for Five-Year Percent Change in Students	0.07	
)		
Mathematical Breakdown: 0.8539 <= 1 Or 0.0907 >= 0.07		

RESULT DETERMINATION REFERENCE

DETERMINATION OF POINTS					
10	8	6	4	2	0
<=0.60	>0.60 <=0.70	>0.70 <=0.80	>0.80 <=0.90	>0.90 <=1.00	>1.00

Home Page: [Financial Accountability](#) | Send comments or suggestions to FinancialAccountability@tea.texas.gov

THE TEXAS EDUCATION AGENCY
1701 NORTH CONGRESS AVENUE • AUSTIN, TEXAS, 78701 • (512) 463-9734



Financial Integrity Rating System of Texas

2018-2019 RATINGS BASED ON 2017-2018 SCHOOL YEAR DATA INDICATOR TEST 9

Name:	WAXAHACHIE ISD (070912)
Indicator:	Did the school district's general fund revenues equal or exceed expenditures (excluding facilities acquisition and construction)? If not, was the school district's number of days of cash on hand greater than or equal to 60 days?
Result/Points	10
Last Updated:	8/5/2019 11:12:54 PM

FORMULA

Field	Value	
(
Total Revenue	78,280,766	?
/		
(
Total Expenditures	78,629,129	?
-		
Facilities Acquisition and Construction	2,525,154	?
)		
-	1	
)		
>=	0	
Or		
(
(
Cash and Equivalents	28,093,657	?
+		
Current Investments	0	?
)		
/		
(
Total Expenditures	78,629,129	?
-		
Facilities Acquisition and Construction	2,525,154	?
)		
)		
*	365	
>=	Acceptable Days Cash on Hand	60
		?

Mathematical Breakdown: 0.0286 >= 0 Or 134.7391 >= 60

RESULT DETERMINATION REFERENCE

DETERMINATION OF POINTS	
10	0

>=0%

<0%

Home Page: [Financial Accountability](#) | Send comments or suggestions to FinancialAccountability@tea.texas.gov

THE **TEXAS EDUCATION AGENCY**

1701 NORTH CONGRESS AVENUE • AUSTIN, TEXAS, 78701 • (512) 463-9734

FIRST 5.7.1.0



Financial Integrity Rating System of Texas

2018-2019 RATINGS BASED ON 2017-2018 SCHOOL YEAR DATA INDICATOR TEST 10

Name:	WAXAHACHIE ISD (070912)
Indicator:	Was the debt service coverage ratio sufficient to meet the required debt service? (See ranges below.)
Result/Points	10
Last Updated:	8/5/2019 11:12:55 PM

FORMULA

Field	Value	
(
Total Revenues (in the General Fund and Debt Service Fund)	92,932,319	?
- Total Expenditures (in the General Fund and Debt Service Fund)	92,808,535	?
+ Debt Service function codes 71, 72, and 73 (in the General Fund and Debt Service Fund)	15,989,006	?
+ Fund Code 599 (Ending Debt Service fund balance)	2,916,440	?
+ Function Code 81	2,525,154	?
)		
/ Debt Service function codes 71, 72, and 73 (in the General Fund and Debt Service Fund)	15,989,006	?
Mathematical Breakdown: 1.3481		

RESULT DETERMINATION REFERENCE

DETERMINATION OF POINTS					
10	8	6	4	2	0
>=1.20	<1.20 >=1.15	<1.15 >=1.10	<1.10 >=1.05	<1.05 >=1.00	<1.00



Financial Integrity Rating System of Texas

2018-2019 RATINGS BASED ON 2017-2018 SCHOOL YEAR DATA INDICATOR TEST 11

Name:	WAXAHACHIE ISD (070912)
Indicator:	Was the school district's administrative cost ratio equal to or less than the threshold ratio? (See ranges below.)
Result/Points	10
Last Updated:	8/5/2019 11:12:56 PM

FORMULA

Field	Value	
District Administrative Cost Ratio	0.0808	
And		
ADA	8,045.136	
Or		
Sparse	FALSE	

RESULT DETERMINATION REFERENCE

DETERMINATION OF POINTS						
ADA Size	10	8	6	4	2	0
10,000 and Above	<= 0.0855	> 0.0855 <= 0.1105	> 0.1105 <= 0.1355	> 0.1355 <= 0.1605	> 0.1605 <= 0.1855	> 0.1855
5,000 to 9,999	<= 0.1000	> 0.1000 <= 0.1250	> 0.1250 <= 0.1500	> 0.1500 <= 0.1750	> 0.1750 <= 0.2000	> 0.2000
1,000 to 4,999	<= 0.1151	> 0.1151 <= 0.1401	> 0.1401 <= 0.1651	> 0.1651 <= 0.1901	> 0.1901 <= 0.2151	> 0.2151
500 to 999	<= 0.1311	> 0.1311 <= 0.1561	> 0.1561 <= 0.1811	> 0.1811 <= 0.2061	> 0.2061 <= 0.2311	> 0.2311
Less than 500	<= 0.2404	> 0.2404 <= 0.2654	> 0.2654 <= 0.2904	> 0.2904 <= 0.3154	> 0.3154 <= 0.3404	> 0.3404
Sparse	<= 0.3364	> 0.3364 <= 0.3614	> 0.3614 <= 0.3864	> 0.3864 <= 0.4114	> 0.4114 <= 0.4364	> 0.4364



Financial Integrity Rating System of Texas

2018-2019 RATINGS BASED ON 2017-2018 SCHOOL YEAR DATA INDICATOR TEST 12

Name:	WAXAHACHIE ISD (070912)
Indicator:	Did the school district not have a 15 percent decline in the students to staff ratio over 3 years (total enrollment to total staff)? (If the student enrollment did not decrease, the school district will automatically pass this indicator.)
Result/Points	10
Last Updated:	8/5/2019 11:12:57 PM

FORMULA

Field	Value	
(
2017-2018 Total Enrollment	8,517	②
/		
2017-2018 Number of FTE Staff	1,215.7687	②
)		
/		
(
2015-2016 Total Enrollment	8,121	②
/		
2015-2016 Number of FTE Staff	1,162.7669	②
)		
-	1	
>	Threshold for Three-Year Percent Change in Ratio	②
	-0.15	
Or		
2017-2018 Total Enrollment	8,517	②
-	2015-2016 Total Enrollment	②
	8,121	
>	0	
Mathematical Breakdown: $0.003 > -0.15$ Or $396 > 0$		

RESULT DETERMINATION REFERENCE

DETERMINATION OF POINTS	
10	0
Yes	No



Financial Integrity Rating System of Texas

2018-2019 RATINGS BASED ON 2017-2018 SCHOOL YEAR DATA INDICATOR TEST 13

Name:	WAXAHACHIE ISD (070912)
Indicator:	Did the comparison of Public Education Information Management System (PEIMS) data to like information in the school district's AFR result in a total variance of less than 3 percent of all expenditures by function?
Result/Points	10
Last Updated:	8/5/2019 11:12:57 PM

FORMULA

Field	Value	
Sum of Differences	78	
/ Denominator	78,629,133	
< Acceptable Level of Variance	.03	

Mathematical Breakdown: $0 < 0.03$

RESULT DETERMINATION REFERENCE

DETERMINATION OF POINTS	
10	0
< 3%	>= 3%

User: Ryan Kahlden
User Role: District

DISTRICT NUMBER

district #

Select An Option

Help

Home

Log Out



Financial Integrity Rating System of Texas

2018-2019 RATINGS BASED ON 2017-2018 SCHOOL YEAR DATA INDICATOR TEST 14

Name:	WAXAHACHIE ISD (070912)
Indicator:	Did the external independent auditor indicate the AFR was free of any instance(s) of material noncompliance for grants, contracts, and laws related to local, state, or federal funds? (The AICPA defines material noncompliance.)
Result/Points	10
Last Updated:	8/5/2019 11:12:58 PM

FORMULA

Field	Value
Not Material Non-Compliance	false

RESULT DETERMINATION REFERENCE

DETERMINATION OF POINTS	
10	0
Yes	No

Home Page: [Financial Accountability](#) | Send comments or suggestions to FinancialAccountability@tea.texas.gov

THE **TEXAS EDUCATION AGENCY**
1701 NORTH CONGRESS AVENUE · AUSTIN, TEXAS, 78701 · (512) 463-9734

FIRST 5.7.1.0




Financial Integrity Rating System of Texas

2018-2019 RATINGS BASED ON 2017-2018 SCHOOL YEAR DATA INDICATOR TEST 15

Name:	WAXAHACHIE ISD (070912)
Indicator:	Did the school district not receive an adjusted repayment schedule for more than one fiscal year for an over allocation of Foundation School Program (FSP) funds as a result of a financial hardship?
Result/Points	10
Last Updated:	8/5/2019 11:12:58 PM

FORMULA

Field	Value
No Adjusted Repayment Schedule	true 

RESULT DETERMINATION REFERENCE

DETERMINATION OF POINTS	
10	0
Yes	No

2017 – 2018

Superintendent/
School Board
Disbursements

School FIRST Annual Financial Management Report

Title 19 Texas Administrative Code Chapter 109, Budgeting, Accounting, and Auditing Subchapter AA, Commissioner's Rules Concerning Financial Accountability Rating System, Section 109.1001(o). Effective 8/6/2015. The template has been established to help the districts in gathering their data and presenting it at their School FIRST hearing. The template may not be all inclusive.

Superintendent's Current Employment Contract

A copy of the superintendent's current employment contract at the time of the School FIRST hearing is to be provided. In lieu of publication in the annual School FIRST financial management report, the school district may chose to publish the superintendent's employment contract on the school district's internet site. If published on the internet, the contract is to remain accessible for twelve months.

Reimbursements Received by the Superintendent and Board Members

For the Twelve-Month Period
Ended August 31, 2018

Description of Reimbursements	Superintendent Jeremy Glenn	Board Clay Schoolfield	Board Dusty Autrey	Board James Villarreal	Board Joe Langley	Board John Rodgers	Board Judd McCutchen	Board Kim Kriegel	Board Melissa Starnater
Dues	\$ 3,006.00	\$ -	\$ -	\$ -	\$ -	\$ -	\$ -	\$ -	\$ -
Lodging	3,651.65	694.03	694.03	159.14	694.03	694.03	694.03	694.03	694.03
Meals	194.92	-	-	-	-	61.55	37.23	61.55	61.55
Transportation	706.70	262.15	262.15	-	262.15	262.15	262.15	262.15	262.15
Other (Registration fees)	1,207.69	395.00	395.00	-	395.00	395.00	395.00	395.00	395.00
Total	\$ 8,766.96	\$ 1,351.18	\$ 1,351.18	\$ 159.14	\$ 1,351.18	\$ 1,412.73	\$ 1,388.41	\$ 1,412.73	\$ 1,412.73

All "reimbursements" expenses, regardless of the manner of payment, including direct pay, credit card, cash, and purchase order are to be reported. Items to be reported per category include:
 Meals – Meals consumed out of town, and in-district meals at area restaurants (outside of board meetings, excludes catered board meeting meals).
 Lodging - Hotel charges.
 Transportation - Airfare, car rental (can include fuel on rental, taxis, mileage reimbursements, leased cars, parking and tolls).
 Other: - Registration fees, telephone/cell phone, internet service, fax machine, and other reimbursements (or on-behalf of) to the superintendent and board member not defined above.

Outside Compensation and/or Fees Received by the Superintendent for Professional Consulting and/or Other Personal Services

For the Twelve-Month Period
 Ended August 31, 2018

	Superintendent
	\$9,469.60 Grandbury ISD Consultant in August, 2018 before being named Superintendent of Schools
Total	\$9,469.60

Compensation does not include business revenues generated from a family business (farming, ranching, etc.) that has no relation to school district business.

**Gifts Received by Executive Officers and Board Members (and First Degree Relatives, if any)
 (Gifts that had an economic value of \$250 or more in the aggregate in the fiscal year)**

For the Twelve-Month Period
 Ended August 31, 2018

	Superintendent	Board	Board	Board	Board	Board	Board	Board	Board
	Jeremy Glenn	Clay Schoolfield	Dusty Autrey	James Villarreal	Joe Langley	John Rodgers	Judd McCutchen	Kim Kriegel	Melissa Stamater
Total	\$0.00	\$0.00	\$0.00	\$0.00	\$0.00	\$0.00	\$0.00	\$0.00	\$0.00

Note - The summary amounts reported under this disclosure are not to duplicate the items disclosed in the summary schedule of reimbursements received by board members.